



Club Health Assessment for District 5M 10 through June 2025

			Status	Membership							Reports					Finance		LCIF
Club Number	Club Name	Charter Date		Current Member Count	YTD Members Added	YTD Members Dropped	YTD Net Growth	YTD Net Growth%	Member Count 12 Months Ago	Avg. length of service for dropped members	Months Since Last MMR ***	Yrs. Since Last Officer Report	President Rotation	Vice President Reported ****	Months Since Last Activity Report ***	Account Balance	Donations for current Fiscal Year	
			Number of times on status quo within last two years	If below 15 members appears				If net loss is greater than 20% appears			If no report in 3 months appears in	When more than one year appears in	Number of repeat terms	Notes the officers that do not have an active	If no report at 12 months appears in red			
Clubs more than two years old																		
2875	ATIKOKAN	12/14/1953	Active	21	1	3	-2	-8.70%	23	21	0		2	P,S,T,M,VP SC	0		\$30,483.06	
Exc Award (06/30/2019, 06/30/2023)																		
3125	DRYDEN	03/23/1953	Active(1)	19	2	1	1	5.56%	18	0	1			P,S,T,M,VP SC	1		\$557.19	
Exc Award (06/30/2023)																		
53070	DRYDEN TRILLIUM	05/11/1992	Active	43	2	3	-1	-2.27%	44	22	0		2	P,S,T,M,VP SC	0		\$690.61	
Exc Award (06/30/2016, 06/30/2018, 06/30/2020)																		
3126	EAR FALLS	05/27/1970	Active	9	2	2	0	0.00%	9	6	1		2	P,S,T,M,VP SC	2		\$759.48	
Exc Award (06/30/2017, 06/30/2019)																		
2876	FORT FRANCES	04/06/1964	Active(1)	10	1	1	0	0.00%	10	49	4		6	P,S,T,M,VP SC	5			
Exc Award (06/30/2016, 06/30/2017)																		
77757	FORT FRANCES VOYAGEUR	11/12/2003	Active	12	2	9	-7	-36.84%	19	7	1		7	P,S,T,M,VP SC	11		\$706.24	
Exc Award (06/30/2017, 06/30/2019, 06/30/2020)																		
2877	IGNACE	03/06/1973	Active(1)	14	14	2	12	600.00%	2	12	0		7	P,S,T,M,VP SC	5			
Exc Award (06/30/2016, 06/30/2017)																		
3127	KENORA LAKE OF THE WOODS	08/31/1948	Active	11	1	0	1	10.00%	10		11		3	P,S,T,M,VP SC	1		\$317.67	
Exc Award (06/30/2016, 06/30/2023)																		
2881	MARATHON	10/19/1959	Active	2	0	0	0	0.00%	2		13		16	P,S,T,M,VP SC	5			
143279	Northwestern Ontario Cyber	10/26/2020	Active(1)	80	6	0	6	8.11%	74		0			P,S,T,M,VP SC	9		\$10,865.38	
Exc Award (06/30/2022)																		
38893	PICKLE LAKE	09/22/1980	Active(1)	7	7	0	7	100.00%	0		7		8	P,S,T,M,VP SC	3			
Exc Award (06/30/2019)																		
3128	RED LAKE	09/28/1959	Active	20	4	0	4	25.00%	16		0		None	P,S,T,M,VP SC	5		\$580.09	
Exc Award (06/30/2016)																		
3129	SIOUX LOOKOUT	10/06/1959	Active	16	1	3	-2	-11.11%	18	5	0			P,S,T,M,VP SC	1		\$113.39	
2884	THUNDER BAY METRO	05/17/1973	Active	21	1	0	1	5.00%	20		1			P,S,T,M,VP SC	5	90+ Days	\$482.90	
Exc Award (06/30/2020)																		
3130	VERMILION BAY	10/12/1959	Active	37	8	1	7	23.33%	30	11	1			P,S,T,M,VP SC	1		\$2,292.74	
Exc Award (06/30/2016, 06/30/2019, 06/30/2020)																		



Club Health Assessment for District 5M 10 through June 2025

INTERNATIONAL

Club Number	Club Name	Charter Date	Status	Membership							Reports				Finance	LCIF	
				Current Member Count	YTD Members Added	YTD Members Dropped	YTD Net Growth	YTD Net Growth%	Member Count 12 Months Ago	Avg. length of service for dropped members	Months Since Last MMR ***	Yrs. Since Last Officer Report	President Rotation	Vice President Reported ****	Months Since Last Activity Report ***	Account Balance	Donations for current Fiscal Year
			Number of times on status quo within last two years	If below 15 members appears				If net loss is greater than 20% appears			If no report in 3 months appears	When more than one year appears in	Number of repeat terms	Notes the officers that do not have an active	If no report at 12 months appears in red		
140021	WEST RAINY RIVER DISTRICT Exc Award (06/30/2020)	10/17/2019	Active	23	0	7	-7	-23.33%	30	4	2		6	P,S,T,M,VP SC	3		

Clubs Cancelled Previous Fiscal Year – Clubs Cancelled within last 12 months may be reinstated

Club Number	Club Name	Charter Date	Current Status*	Cancellation Date
107915	EMO AND DISTRICT	03/26/2010	Cancelled(6*)	09/29/2023
136447	Lakehead Campus Lions	11/27/2018	Cancelled(8*)	06/29/2024
2883	THUNDER BAY	09/29/1948	Cancelled(8*)	06/29/2024

Current Total Clubs Count	YTD New Clubs Count	YTD Cancelled Clubs Count	YTD Net Club Gain	Current Total Members Count	YTD Add	YTD Drop	YTD Net Growth	YTD Net Growth %	Member Count 12 Months Ago	Average Member Count Per Club	% of Clubs with less than 20 members	% No MMR in 3 Months	% No Officer Report in 12 Months	% of Clubs with balance 90+ days	Number of Clubs in Status Quo	% Status Quo Clubs in Financial Suspension	Number of Cancelled Clubs	Average Cancelled Club Age	Members Lost Due to Cancellation	% of Clubs Cancelled for Non-Financial Reasons
16	0	0	0	345	52	32	20	6.15%	325	22	56%	25%	0%	6%	0	0%	0	0	0	0%

* - P - Priority Club. Cancellation Reasons: 1-Objectives/conduct, 2-Non-active club, 5-Non-existing club, 6-Disbanding, 7-Merger, 8-Financial Suspension, 9-District/Multiple District Dues.

** - Abbreviation: P-President, S-Secretary, T-Treasurer, M-Member Chairperson, VP-First Vice President, MC-Communications Chairperson, SC-Service Chairperson

*** - Abbreviation: N/R - Never reported using the Lions Clubs website, N/A - Not applicable, No password registered for the Lions Clubs website.

**** - Abbreviation: N - New, IP - Immediate Past, R - Repeat.



Club Health Assessment for District 5M 11 through June 2025

			Status	Membership							Reports					Finance		LCIF
Club Number	Club Name	Charter Date		Current Member Count	YTD Members Added	YTD Members Dropped	YTD Net Growth	YTD Net Growth%	Member Count 12 Months Ago	Avg. length of service for dropped members	Months Since Last MMR ***	Yrs. Since Last Officer Report	President Rotation	Vice President Reported ****	Months Since Last Activity Report ***	Account Balance	Donations for current Fiscal Year	
			Number of times on status quo within last two years	If below 15 members appears				If net loss is greater than 20% appears			If no report in 3 months appears in	When more than one year appears in	Number of repeat terms	Notes the officers that do not have an active	If no report at 12 months appears in red			
Clubs less than two years old																		
158039	Winnipeg River Area	04/26/2024	Active	21	8	8	0	0.00%	21	1	0		None	P,S,T,M,VP SC	5			
Clubs more than two years old																		
3084	BEAUSEJOUR	09/28/1948	Active	12	1	4	-3	-20.00%	15	19	1		2	P,S,T,M,VP SC	9		\$212.59	
Exc Award (06/30/2016, 06/30/2024)																		
3094	EAST KILDONAN	09/10/1953	Active	7	1	0	1	16.67%	6		5		2	P,S,T,M,VP SC	4	90+ Days		
58280	EAST ST PAUL	05/13/1996	Active	19	0	2	-2	-9.52%	21	18	0		None	P,S,T,M,VP SC	5		\$3,861.30	
44168	GRUNTHAL	07/01/1984	Active	15	6	0	6	66.67%	9		3		5	P,S,T,M,VP SC	7		\$1,000.00	
3100	LAC DU BONNET	02/07/1963	Active	21	4	1	3	16.67%	18	0	0		2	P,S,T,M,VP SC	1		\$1,000.00	
Exc Award (06/30/2023)																		
3107	PINAWA	10/21/1964	Active	10	5	2	3	42.86%	7	12	2		None	P,S,T,M,VP SC	11			
3113	RIVERSIDE	03/29/1949	Active	46	13	15	-2	-4.17%	48	9	0			P,S,T,M,VP SC	24+		\$830.83	
36964	SELKIRK & DISTRICT	04/30/1979	Active	11	1	1	0	0.00%	11	24	1		2	P,S,T,M,VP SC	9		\$45.61	
122310	Ste. Anne	05/23/2014	Active	24	5	3	2	9.09%	22	2	2			P,S,T,M,VP SC	0		\$72.26	
Exc Award (06/30/2016, 06/30/2017)																		
109167	WEST ST PAUL	09/02/2010	Active	14	0	3	-3	-17.65%	17	4	1		3	P,S,T,M,VP SC	1		\$200.79	
Exc Award (06/30/2021)																		
43137	WHITEMOUTH & DISTRICT	11/11/1983	Active	19	2	5	-3	-13.64%	22	3	2		None	P,S,T,M,VP SC	3		\$578.08	
Exc Award (06/30/2022, 06/30/2023)																		
3124	WINNIPEG	12/15/1921	Active	18	3	1	2	12.50%	16	17	0			P,S,T,M,VP SC	5		\$347.14	
47808	WINNIPEG BEACH	10/30/1987	Active	28	3	2	1	3.70%	27	1	2		None	P,S,T,M,VP SC	0			
DUNNOTTAR LAKESIDE																		
44169	WINNIPEG SOUTH	07/01/1984	Active(2)	11	1	0	1	10.00%	10		0			P,S,T,M,VP SC	2			
53615	WINNIPEG TRANSCONA	08/28/1992	Active	16	0	0	0	0.00%	16		14		8	P,S,T,M,VP SC	1			
29356	WINNIPEG WEST	05/29/1974	Active	10	0	0	0	0.00%	10		0		4	P,S,T,M,VP SC	0		\$69.43	
Exc Award (06/30/2017, 06/30/2019)																		



Club Health Assessment for District 5M 11 through June 2025

			Status	Membership							Reports					Finance	LCIF
Club Number	Club Name	Charter Date		Current Member Count	YTD Members Added	YTD Members Dropped	YTD Net Growth	YTD Net Growth%	Member Count 12 Months Ago	Avg. length of service for dropped members	Months Since Last MMR ***	Yrs. Since Last Officer Report	President Rotation	Vice President Reported ****	Months Since Last Activity Report ***	Account Balance	Donations for current Fiscal Year
			Number of times on status quo within last two years	If below 15 members appears				If net loss is greater than 20% appears			If no report in 3 months appears in	When more than one year appears in	Number of repeat terms	Notes the officers that do not have an active	If no report at 12 months appears in red		

Clubs Cancelled Previous Fiscal Year – Clubs Cancelled within last 12 months may be reinstated

Club Number	Club Name	Charter Date	Current Status*	Cancellation Date
28089	STEINBACH	03/11/1974	Cancelled(8*)	12/29/2023

Current Total Clubs Count	YTD New Clubs Count	YTD Cancelled Clubs Count	YTD Net Club Gain	Current Total Members Count	YTD Add	YTD Drop	YTD Net Growth	YTD Net Growth %	Member Count 12 Months Ago	Average Member Count Per Club	% of Clubs with less than 20 members	% No MMR in 3 Months	% No Officer Report in 12 Months	% of Clubs with balance 90+ days	Number of Clubs in Status Quo	% Status Quo Clubs in Financial Suspension	Number of Cancelled Clubs	Average Cancelled Club Age	Members Lost Due to Cancellation	% of Clubs Cancelled for Non-Financial Reasons
17	0	0	0	302	53	47	6	2.03%	296	18	71%	18%	0%	6%	0	0%	0	0	0	0%

* - P - Priority Club. Cancellation Reasons: 1-Objectives/conduct, 2-Non-active club, 5-Non-existing club, 6-Disbanding, 7-Merger, 8-Financial Suspension, 9-District/Multiple District Dues.


** - Abbreviation: P-President, S-Secretary, T-Treasurer, M-Member Chairperson, VP-First Vice President, MC-Communications Chairperson, SC-Service Chairperson

*** - Abbreviation: N/R - Never reported using the Lions Clubs website, N/A - Not applicable, No password registered for the Lions Clubs website.

**** - Abbreviation: N - New, IP - Immediate Past, R - Repeat.



Club Health Assessment for District 5M 13 through June 2025

			Status	Membership							Reports					Finance	LCIF
Club Number	Club Name	Charter Date		Current Member Count	YTD Members Added	YTD Members Dropped	YTD Net Growth	YTD Net Growth%	Member Count 12 Months Ago	Avg. length of service for dropped members	Months Since Last MMR ***	Yrs. Since Last Officer Report	President Rotation	Vice President Reported ****	Months Since Last Activity Report ***	Account Balance	Donations for current Fiscal Year
			Number of times on status quo within last two years	If below 15 members appears				If net loss is greater than 20% appears			If no report in 3 months appears in	When more than one year appears in	Number of repeat terms	Notes the officers that do not have an active	If no report at 12 months appears in red		
Clubs more than two years old																	
41950	AUSTIN & AREA	10/29/1982	Active	18	5	4	1	5.88%	17	4	0			P,S,T,M,VP SC	0		\$520.71
46229	BINSCARTH & DISTRICT L C	05/30/1986	Active	20	0	3	-3	-13.04%	23	29	0		2	P,S,T,M,VP SC	0		\$1,059.35
3085	BIRTLE	04/15/1959	Active	27	0	0	0	0.00%	27		11		4	P,S,T,M,VP SC	9		\$1,730.41
Exc Award (06/30/2023)																	
3086	BOISSEVAIN	11/16/1956	Active	30	7	2	5	20.00%	25	15	0		None	P,S,T,M,VP SC	4		\$328.56
44416	BOWSMAN & DIST	12/07/1984	Active	35	1	5	-4	-10.26%	39	25	5		6	P,S,T,M,VP SC	7		\$208.28
Exc Award (06/30/2017)																	
3088	BRANDON	11/10/1938	Active	29	2	3	-1	-3.33%	30	24	0		5	P,S,T,M,VP SC	0		\$721.45
Exc Award (06/30/2017)																	
3087	BRANDON WHEAT CITY	02/28/1973	Active	39	1	4	-3	-7.14%	42	9	0		3	P,S,T,M,VP SC	6		\$1,885.05
3091	CRYSTAL CITY	04/23/1959	Active	24	1	7	-6	-20.00%	30	11	0		2	P,S,T,M,VP SC	2		\$2,549.43
Exc Award (06/30/2019, 06/30/2021, 06/30/2023)																	
3092	DAUPHIN	10/24/1938	Active	14	2	0	2	16.67%	12		3		2	P,S,T,M,VP SC	1		\$312.43
43708	ELPHINSTONE	04/05/1984	Active	11	0	0	0	0.00%	11		17		15	P,S,T,M,VP SC	7		
3095	ERICKSON	10/28/1957	Active	16	0	3	-3	-15.79%	19	26	2		4	P,S,T,M,VP SC	4		\$710.37
38123	ETHELBERT	03/07/1980	Active	3	0	0	0	0.00%	3		33		11	P,S,T,M,VP SC	7		
3096	FLIN FLON	09/28/1953	Active	28	0	0	0	0.00%	28		2			P,S,T,M,VP SC	1		\$606.27
44614	GILBERT PLAINS & DISTRICT	02/04/1985	Active	9	0	0	0	0.00%	9		14		2	P,S,T,M,VP SC	4		
3099	HAMIOTA	11/01/1956	Active	23	6	0	6	35.29%	17		0			P,S,T,M,VP SC	0		\$875.75
Exc Award (06/30/2021)																	
37772	HOLLAND & AREA	12/10/1979	Active	18	5	2	3	20.00%	15	8	2			P,S,T,M,VP SC	0		\$640.99
Exc Award (06/30/2023)																	
45652	KENTON	01/23/1986	Active(1)	11	0	1	-1	-8.33%	12	29	5			P,S,T,M,VP SC	7		
3102	MAC GREGOR	02/14/1963	Active	7	0	5	-5	-41.67%	12	16	2		5	P,S,T,M,VP SC	3		\$347.14
32900	MELITA	10/29/1976	Active	8	0	0	0	0.00%	8		2			P,S,T,M,VP SC	1		\$69.43
56316	MINITONAS DISTRICT	12/12/1994	Active(2)	17	0	0	0	0.00%	17		21	1	None	P,S,T,M,VP SC	7		



Club Health Assessment for District 5M 13 through June 2025

			Status	Membership							Reports					Finance	LCIF
Club Number	Club Name	Charter Date		Current Member Count	YTD Members Added	YTD Members Dropped	YTD Net Growth	YTD Net Growth%	Member Count 12 Months Ago	Avg. length of service for dropped members	Months Since Last MMR ***	Yrs. Since Last Officer Report	President Rotation	Vice President Reported ****	Months Since Last Activity Report ***	Account Balance	Donations for current Fiscal Year
			Number of times on status quo within last two years	If below 15 members appears				If net loss is greater than 20% appears			If no report in 3 months appears in	When more than one year appears in	Number of repeat terms	Notes the officers that do not have an active	If no report at 12 months appears in red		
35326	MINNEDOSA	04/13/1978	Active	32	2	1	1	3.23%	31	29	0			P,S,T,M,VP SC	0		\$1,116.41
Exc Award (06/30/2018, 06/30/2022, 06/30/2025)																	
154153	Morden Roaring	04/11/2023	Active	12	10	4	6	100.00%	6	2	0			P,S,T,M,VP SC	10		
3105	NEEPAWA	10/06/1938	P- Active(1)	0	0	1	-1	-100.00%	1	7	0		None	P,S,T,M,VP SC	6		
38949	OAK LAKE & AREA L C	10/06/1980	Active	17	0	0	0	0.00%	17		14		2	P,S,T,M,VP SC	4		\$69.43
42375	OAKBURN & AREA	03/28/1983	Active	19	1	2	-1	-5.00%	20	42	0			P,S,T,M,VP SC	0		\$1,048.56
Exc Award (06/30/2017)																	
38256	PIPESTONE	04/08/1980	Active	10	0	0	0	0.00%	10		14		2	P,S,T,M,VP SC	3		
3109	PLUMAS	10/18/1957	Active	17	2	2	0	0.00%	17	45	2		11	P,S,T,M,VP SC	1		
3110	PORTAGE LA PRAIRIE	09/27/1938	P- Active	9	6	0	6	200.00%	3		0			P,S,T,M,VP SC	0		\$100.00
35327	RAPID CITY & AREA	04/28/1978	Active	13	2	1	1	8.33%	12	9	3			P,S,T,M,VP SC	4		\$1,041.42
30554	RIVERS & AREA	04/24/1975	Active	20	5	1	4	25.00%	16	1	0		6	P,S,T,M,VP SC	2		
3114	ROSSBURN	09/29/1960	Active	15	3	0	3	25.00%	12		4		2	P,S,T,M,VP SC	0		\$640.99
Exc Award (06/30/2018)																	
39802	RUSSELL & AREA L C	04/30/1981	Active	20	0	0	0	0.00%	20		1			P,S,T,M,VP SC	1		\$476.71
Exc Award (06/30/2024)																	
41143	SANDY LAKE	04/28/1982	Active	21	4	1	3	16.67%	18	2	0		2	P,S,T,M,VP SC	1		
3116	SHOAL LAKE	08/29/1951	Active	25	10	3	7	38.89%	18	9	1		2	P,S,T,M,VP SC	2		
42157	SINCLAIR & AREA	01/31/1983	Active	11	0	2	-2	-15.38%	13	42	2		5	P,S,T,M,VP SC	3	90+ Days	
42376	SOMERSET & AREA	03/31/1983	Active	15	0	0	0	0.00%	15		10		12	P,S,T,M,VP SC	7		
44939	STONEWALL & DISTRICT	05/31/1985	Active	24	3	1	2	9.09%	22	35	1			P,S,T,M,VP SC	2		
36965	STRATHCLAIR	04/30/1979	Active	6	0	0	0	0.00%	6		20		22	P,S,T,M,VP SC	5		
46385	SWAN LAKE & AREA L C	06/25/1986	Active(1)	12	0	1	-1	-7.69%	13	38	7		7	P,S,T,M,VP SC	3		\$347.14
3117	SWAN RIVER	06/22/1960	Active	37	1	0	1	2.78%	36		6			P,S,T,M,VP SC	3		
Exc Award (06/30/2021)																	
43205	TEULON & AREA	12/05/1983	Active	14	1	0	1	7.69%	13		1		2	P,S,T,M,VP SC	9		\$104.14



Club Health Assessment for District 5M 13 through June 2025

Club Number	Club Name	Charter Date	Status	Membership							Reports					Finance	LCIF
				Current Member Count	YTD Members Added	YTD Members Dropped	YTD Net Growth	YTD Net Growth%	Member Count 12 Months Ago	Avg. length of service for dropped members	Months Since Last MMR ***	Yrs. Since Last Officer Report	President Rotation	Vice President Reported ****	Months Since Last Activity Report ***	Account Balance	Donations for current Fiscal Year
			Number of times on status quo within last two years	If below 15 members appears				If net loss is greater than 20% appears			If no report in 3 months appears	When more than one year appears in	Number of repeat terms	Notes the officers that do not have an active	If no report at 12 months appears in red		
3119	THOMPSON	10/03/1968	Active	6	0	2	-2	-25.00%	8	8	6		5	P,S,T,M,VP SC	8		
3120	VIRDEN	11/02/1956	Active	24	1	2	-1	-4.00%	25	11	0		4	P,S,T,M,VP SC	0		\$1,765.45
44618	WARREN & DIST	02/25/1985	Active	12	0	1	-1	-7.69%	13	15	0		2	P,S,T,M,VP SC	1		
3122	WASKADA	03/22/1966	Active	18	1	1	0	0.00%	18	27	0		4	P,S,T,M,VP SC	0		\$233.71
3123	WAWANESA	11/08/1956	Active	15	0	2	-2	-11.76%	17	35	2		2	P,S,T,M,VP SC	1		\$694.28
Exc Award (06/30/2017, 06/30/2023)																	

Clubs Cancelled Previous Fiscal Year – Clubs Cancelled within last 12 months may be reinstated

Club Number	Club Name	Charter Date	Current Status*	Cancellation Date
44350	KELWOOD & AREA	11/19/1984	Cancelled(6*)	04/29/2024

Current Total Clubs Count	YTD New Clubs Count	YTD Cancelled Clubs Count	YTD Net Club Gain	Current Total Members Count	YTD Add	YTD Drop	YTD Net Growth	YTD Net Growth %	Member Count 12 Months Ago	Average Member Count Per Club	% of Clubs with less than 20 members	% No MMR in 3 Months	% No Officer Report in 12 Months	% of Clubs with balance 90+ days	Number of Clubs in Status Quo	% Status Quo Clubs in Financial Suspension	Number of Cancelled Clubs	Average Cancelled Club Age	Members Lost Due to Cancellation	% of Clubs Cancelled for Non-Financial Reasons
46	0	0	0	811	82	67	15	1.88%	796	18	63%	37%	2%	2%	0	0%	0	0	0	0%

* - P - Priority Club. Cancellation Reasons: 1-Objectives/conduct, 2-Non-active club, 5-Non-existing club, 6-Disbanding, 7-Merger, 8-Financial Suspension, 9-District/Multiple District Dues.

** - Abbreviation: P-President, S-Secretary, T-Treasurer, M-Member Chairperson, VP-First Vice President, MC-Communications Chairperson, SC-Service Chairperson

*** - Abbreviation: N/R - Never reported using the Lions Clubs website, N/A - Not applicable, No password registered for the Lions Clubs website.

**** - Abbreviation: N - New, IP - Immediate Past, R - Repeat.



Club Health Assessment for District 5 SKN through June 2025

			Status	Membership							Reports					Finance		LCIF
Club Number	Club Name	Charter Date		Current Member Count	YTD Members Added	YTD Members Dropped	YTD Net Growth	YTD Net Growth%	Member Count 12 Months Ago	Avg. length of service for dropped members	Months Since Last MMR ***	Yrs. Since Last Officer Report	President Rotation	Vice President Reported ****	Months Since Last Activity Report ***	Account Balance	Donations for current Fiscal Year	
			Number of times on status quo within last two years	If below 15 members appears				If net loss is greater than 20% appears			If no report in 3 months appears in	When more than one year appears in	Number of repeat terms	Notes the officers that do not have an active	If no report at 12 months appears in red			
Clubs less than two years old																		
182958	Melfort	06/19/2025	Newly Chartered	21	21	0	21	100.00%	0		0			P,S,T,M,VP SC	N/R			
Clubs more than two years old																		
39850	BORDEN & DIST	05/08/1981	Cancelled(6*)	0	0	24	-24	-100.00%	24	11	3		None	P,S,T,M,VP SC	13		\$347.14	
3260	BREDENBURY	04/01/1971	Active	17	2	3	-1	-5.56%	18	14	2			P,S,T,M,VP SC	24+			
3301	BRUNO	05/08/1952	Active	32	1	4	-3	-8.57%	35	6	0		3	P,S,T,M,VP SC	3			
33298	BULYEA DISTRICT L C	02/14/1977	Active	17	1	0	1	6.25%	16		5		4	P,S,T,M,VP SC	24+		\$313.84	
3262	CANORA	02/09/1973	Cancelled(8*)	0	0	1	-1	-100.00%	1	52	0		None	P,S,T,M,VP SC	24+	90+ Days		
31915	CARROT RIVER	03/29/1976	Cancelled(8*)	0	0	13	-13	-100.00%	13	24	0		None	P,S,T,M,VP SC	24+	90+ Days		
31914	CHRISTOPHER-EMMA LAKELAND L C	03/25/1976	Active	23	8	17	-9	-28.13%	31	20	7			P,S,T,M,VP SC	7			
34938	CHURCHBRIDGE	01/31/1978	Active	28	5	4	1	3.70%	27	6	1		4	P,S,T,M,VP SC	1			
3302	COLONSAY	03/16/1971	Active	9	0	0	0	0.00%	9		12		2	P,S,T,M,VP SC	24+			
3303	CUDWORTH	04/21/1965	Active(1)	14	4	0	4	40.00%	10		3		5	P,S,T,M,VP SC	24+			
3266	CUPAR DISTRICT	06/03/1964	Active	21	9	1	8	61.54%	13	27	0		2	P,S,T,M,VP SC	24+		\$1,000.00	
33075	DORINTOSH & DISTRICT	12/13/1976	Active	21	0	1	-1	-4.55%	22	20	0		3	P,S,T,M,VP SC	0			
43852	ESTERHAZY	05/21/1984	Active	27	7	3	4	17.39%	23	5	0		2	P,S,T,M,VP SC	10		\$595.46	
38124	GOODSOIL & DISTRICT	03/14/1980	Active	10	1	1	0	0.00%	10	7	2			P,S,T,M,VP SC	5			
33167	HISTORIC BATTLEFORD	12/27/1976	Active	21	2	0	2	10.53%	19		2			P,S,T,M,VP SC	24			
3304	HUDSON BAY	03/16/1954	Active	23	2	0	2	9.52%	21		0		3	P,S,T,M,VP SC	24+			
154177	Humboldt	05/22/2023	Active	35	10	7	3	9.38%	32	2	0		2	P,S,T,M,VP SC	0			
40994	KELLIHER & DIST	03/22/1982	Active	13	0	0	0	0.00%	13		37		5	P,S,T,M,VP SC	24+			
3307	KENASTON	04/26/1961	Active	28	0	1	-1	-3.45%	29	4	0		11	P,S,T,M,VP SC	24+			
3308	LAKE LENORE	04/14/1955	Active	36	3	0	3	9.09%	33		2			P,S,T,M,VP SC	2		\$839.12	
Exc Award (06/30/2023)																		
3278	LANGENBURG DISTRICT L C	03/28/1968	Active	19	0	0	0	0.00%	19		86		None	P,S,T,M,VP SC	24+			




Club Health Assessment for District 5 SKN through June 2025

			Status	Membership							Reports					Finance		LCIF
Club Number	Club Name	Charter Date		Current Member Count	YTD Members Added	YTD Members Dropped	YTD Net Growth	YTD Net Growth%	Member Count 12 Months Ago	Avg. length of service for dropped members	Months Since Last MMR ***	Yrs. Since Last Officer Report	President Rotation	Vice President Reported ****	Months Since Last Activity Report ***	Account Balance	Donations for current Fiscal Year	
			Number of times on status quo within last two years	If below 15 members appears					If net loss is greater than 20% appears			If no report in 3 months appears in	When more than one year appears in	Number of repeat terms	Notes the officers that do not have an active	If no report at 12 months appears in red		
3310	LANIGAN	11/10/1971	Active	7	0	3	-3	-30.00%	10	18	4		None	P,S,T,M,VP SC	24+			
3312	LLOYDMINSTER	12/14/1949	Active	33	5	2	3	10.00%	30	24	1			P,S,T,M,VP SC	4		\$34.90	
29200	MAC DOWALL & DISTRICT	04/16/1974	Active	22	2	0	2	10.00%	20		2		7	P,S,T,M,VP SC	2			
43457	MACNUTT & DIST	02/17/1984	Active	16	0	1	-1	-5.88%	17	1	0			P,S,T,M,VP SC	24+			
33806	MAKWA & DISTRICT L C	04/30/1977	Active	16	1	1	0	0.00%	16	18	1			P,S,T,M,VP SC	0		\$269.98	
36682	MARTENSVILLE & DISTRICT L C	03/05/1979	Active	17	5	2	3	21.43%	14	28	0		7	P,S,T,M,VP SC	24+		\$173.57	
3313	MEADOW LAKE	12/05/1962	Active	35	1	1	0	0.00%	35	48	2		2	P,S,T,M,VP SC	0		\$1,491.27	
3283	MELVILLE	08/02/1968	Active	7	5	6	-1	-12.50%	8	13	0		None	P,S,T,M,VP SC	0			
43459	MEOTA LAKESHORE	02/02/1984	Active	22	4	2	2	10.00%	20	18	1		5	P,S,T,M,VP SC	24+			
42050	MIDDLE LAKE	12/06/1982	Active	15	1	2	-1	-6.25%	16	23	0		11	P,S,T,M,VP SC	19		\$138.86	
3316	NIPAWIN	06/22/1965	Active	15	0	0	0	0.00%	15		0		2	P,S,T,M,VP SC	2			
3328	NORTH BATTLEFORD INC	02/16/1954	Active	11	0	1	-1	-8.33%	12	51	3			P,S,T,M,VP SC	2		\$69.43	
37662	PELLY & DISTRICT L C	11/12/1979	Active	3	0	1	-1	-25.00%	4	5	9		None	P,S,T,M,VP SC	24+			
3318	PREECEVILLE DISTRICT	02/28/1960	Active	21	9	1	8	61.54%	13	49	2		3	P,S,T,M,VP SC	24+			
3319	PRINCE ALBERT	09/23/1947	Active	23	0	1	-1	-4.17%	24	43	1			P,S,T,M,VP SC	1		\$71.17	
Exc Award (06/30/2024)																		
3291	RHEIN DISTRICT	12/27/1956	Active	16	0	0	0	0.00%	16		1			P,S,T,M,VP SC	24+			
3321	ROSTHERN	01/22/1957	Active	25	3	2	1	4.17%	24	5	0			P,S,T,M,VP SC	0		\$927.55	
3324	SASKATOON	03/24/1937	Active	42	8	11	-3	-6.67%	45	31	0		2	P,S,T,M,VP SC	0		\$2,854.55	
62158	SASKATOON MILLENNIUM	06/22/1999	Active	19	1	3	-2	-9.52%	21	13	0		2	P,S,T,M,VP SC	13		\$1,069.99	
33510	SHELL LAKE & DISTRICT L C	03/21/1977	Active(1)	20	1	6	-5	-20.00%	25	14	1		2	P,S,T,M,VP SC	24+			
3293	SOUTHEY DISTRICT L C	01/26/1965	Active	14	0	0	0	0.00%	14		24		2	P,S,T,M,VP SC	24+			
3327	SPIRITWOOD	05/15/1963	Active(1)	24	0	0	0	0.00%	24		1		3	P,S,T,M,VP SC	1			
41145	SPRINGSIDE & DISTRICT	04/30/1982	Active	20	2	0	2	11.11%	18		2			P,S,T,M,VP SC	4			
3323	ST LOUIS	03/07/1968	Active	15	0	0	0	0.00%	15		3		2	P,S,T,M,VP SC	24+			



Club Health Assessment for District 5 SKN through June 2025

			Status	Membership							Reports					Finance	LCIF
Club Number	Club Name	Charter Date		Current Member Count	YTD Members Added	YTD Members Dropped	YTD Net Growth	YTD Net Growth%	Member Count 12 Months Ago	Avg. length of service for dropped members	Months Since Last MMR ***	Yrs. Since Last Officer Report	President Rotation	Vice President Reported ****	Months Since Last Activity Report ***	Account Balance	Donations for current Fiscal Year
			Number of times on status quo within last two years	If below 15 members appears				If net loss is greater than 20% appears			If no report in 3 months appears in	When more than one year appears in	Number of repeat terms	Notes the officers that do not have an active	If no report at 12 months appears in red		
3295	STRASBOURG	05/27/1957	Active	6	0	0	0	0.00%	6		14			P,S,T,M,VP SC	24+		
3329	TISDALE	12/11/1947	Active	22	10	9	1	4.76%	21	16	1			P,S,T,M,VP SC	24+		
3330	TURTLEFORD & DISTRICT	04/16/1970	Active	24	1	0	1	4.35%	23		0			P,S,T,M,VP SC	0		\$266.69
3331	UNITY	03/20/1946	Active	17	2	5	-3	-15.00%	20	28	2			P,S,T,M,VP SC	0		\$492.84
3334	WADENA DISTRICT	04/29/1966	Active	8	1	1	0	0.00%	8	0	4		2	P,S,T,M,VP SC	19		
3333	WAKAW	04/06/1950	Active	15	0	1	-1	-6.25%	16	8	4			P,S,T,M,VP SC	13		
45564	WILLOWBROOK & DISTRICT	12/31/1985	Active	16	0	0	0	0.00%	16		1			P,S,T,M,VP SC	2		
3299	YORKTON	06/28/1948	Active	39	7	13	-6	-13.33%	45	7	0		2	P,S,T,M,VP SC	24+		

Clubs Cancelled Previous Fiscal Year – Clubs Cancelled within last 12 months may be reinstated

Club Number	Club Name	Charter Date	Current Status*	Cancellation Date
32881	DUNDURN	10/18/1976	Cancelled(8*)	06/29/2024

Current Total Clubs Count	YTD New Clubs Count	YTD Cancelled Clubs Count	YTD Net Club Gain	Current Total Members Count	YTD Add	YTD Drop	YTD Net Growth	YTD Net Growth %	Member Count 12 Months Ago	Average Member Count Per Club	% of Clubs with less than 20 members	% No MMR in 3 Months	% No Officer Report in 12 Months	% of Clubs with balance 90+ days	Number of Clubs in Status Quo	% Status Quo Clubs in Financial Suspension	Number of Cancelled Clubs	Average Cancelled Club Age	Members Lost Due to Cancellation	% of Clubs Cancelled for Non-Financial Reasons
51	1	3	-2	1,020	145	155	-10	-0.97%	1,029	20	49%	27%	0%	0%	0	0%	3	64	38	0%

* - P - Priority Club. Cancellation Reasons: 1-Objectives/conduct, 2-Non-active club, 5-Non-existing club, 6-Disbanding, 7-Merger, 8-Financial Suspension, 9-District/Multiple District Dues.

** - Abbreviation: P-President, S-Secretary, T-Treasurer, M-Member Chairperson, VP-First Vice President, MC-Communications Chairperson, SC-Service Chairperson

*** - Abbreviation: N/R - Never reported using the Lions Clubs website, N/A - Not applicable, No password registered for the Lions Clubs website.

**** - Abbreviation: N - New, IP - Immediate Past, R - Repeat.




Club Health Assessment for District 5 SKS through June 2025

			Status	Membership							Reports					Finance		LCIF
Club Number	Club Name	Charter Date		Current Member Count	YTD Members Added	YTD Members Dropped	YTD Net Growth	YTD Net Growth%	Member Count 12 Months Ago	Avg. length of service for dropped members	Months Since Last MMR ***	Yrs. Since Last Officer Report	President Rotation	Vice President Reported ****	Months Since Last Activity Report ***	Account Balance	Donations for current Fiscal Year	
			Number of times on status quo within last two years	If below 15 members appears					If net loss is greater than 20% appears			If no report in 3 months appears in	When more than one year appears in	Number of repeat terms	Notes the officers that do not have an active	If no report at 12 months appears in red		
Clubs less than two years old																		
158089	White City Emerald Park District	05/31/2024	Active	22	12	14	-2	-8.33%	24	1	0		2	P,S,T,M,VP SC	N/A			
Clubs more than two years old																		
43458	ALIDA & DISTRICT	02/29/1984	Active	12	0	0	0	0.00%	12		13		2	P,S,T,M,VP SC	15		\$121.50	
3257	AVONLEA DISTRICT	02/20/1966	Active	18	0	1	-1	-5.26%	19	40	0			P,S,T,M,VP SC	18			
3258	BALCARRES AND DISTRICT	11/30/1954	Active	42	3	2	1	2.44%	41	39	1			P,S,T,M,VP SC	2			
36196	BATEMAN	11/14/1978	Active	17	2	2	0	0.00%	17	4	0		2	P,S,T,M,VP SC	4			
39126	BETHUNE & DISTRICT L C	12/29/1980	Active	10	0	1	-1	-9.09%	11	7	1		2	P,S,T,M,VP SC	17		\$420.09	
3259	BIENFAIT	03/30/1972	Active	12	2	3	-1	-7.69%	13	35	0		2	P,S,T,M,VP SC	0			
3261	BROADVIEW DISTRICT L C	11/02/1967	Active	19	6	1	5	35.71%	14	1	2		None	P,S,T,M,VP SC	0			
115598	BURSTALL BORDERTOWN	11/21/2011	Active	16	1	1	0	0.00%	16	1	0			P,S,T,M,VP SC	1			
3340	BURSTALL DISTRICT L C	04/01/1965	Active	18	1	0	1	5.88%	17		0			P,S,T,M,VP SC	5			
3341	CABRI DISTRICT	01/21/1959	Active	29	3	2	1	3.57%	28	30	0			P,S,T,M,VP SC	4		\$5,176.97	
3263	CARLYLE DISTRICT L C	10/31/1963	Active	35	5	5	0	0.00%	35	20	0			P,S,T,M,VP SC	3		\$2,810.81	
Exc Award (06/30/2017, 06/30/2024)																		
3264	CARNDUFF DIST	05/04/1961	Active	9	2	0	2	28.57%	7		0		2	P,S,T,M,VP SC	0		\$144.86	
3265	CEYLON	10/15/1970	Active	22	0	0	0	0.00%	22		14			P,S,T,M,VP SC	15			
30145	CLIMAX	01/28/1975	Active	18	1	0	1	5.88%	17		1		3	P,S,T,M,VP SC	6			
3344	CRAIK DISTRICT L C	05/10/1965	Active(1)	5	0	0	0	0.00%	5		23		5	P,S,T,M,VP SC	24+			
3345	DODSLAND DISTRICT	11/09/1955	Active	29	5	6	-1	-3.33%	30	19	3		None	P,S,T,M,VP SC	0			
3346	EATONIA	03/30/1954	Active	22	0	2	-2	-8.33%	24	9	0			P,S,T,M,VP SC	5			
3347	ELROSE	03/26/1954	Active	39	1	3	-2	-4.88%	41	4	0			P,S,T,M,VP SC	0			
146553	Elrose Lioness	06/17/2021	Active	11	1	3	-2	-15.38%	13	3	0		3	P,S,T,M,VP SC	0			
3267	ESTEVAN	05/27/1957	Active	17	5	1	4	30.77%	13	8	8		2	P,S,T,M,VP SC	8			
3349	ESTON	08/14/1947	Active	28	4	3	1	3.70%	27	28	0			P,S,T,M,VP SC	2		\$1,040.76	



Club Health Assessment for District 5 SKS through June 2025

			Status	Membership							Reports					Finance		LCIF
Club Number	Club Name	Charter Date		Current Member Count	YTD Members Added	YTD Members Dropped	YTD Net Growth	YTD Net Growth%	Member Count 12 Months Ago	Avg. length of service for dropped members	Months Since Last MMR ***	Yrs. Since Last Officer Report	President Rotation	Vice President Reported ****	Months Since Last Activity Report ***	Account Balance	Donations for current Fiscal Year	
			Number of times on status quo within last two years	If below 15 members appears				If net loss is greater than 20% appears			If no report in 3 months appears in	When more than one year appears in	Number of repeat terms	Notes the officers that do not have an active	If no report at 12 months red			
57026	ESTON 95	06/12/1995	Active	42	5	6	-1	-2.33%	43	18	0		None	P,S,T,M,VP SC	2			
3268	FILLMORE DIST	04/05/1961	Active	11	1	1	0	0.00%	11	44	1			P,S,T,M,VP SC	0			
3270	FORT QUAPPELLE DISTRICT	09/26/1961	Active	33	1	9	-8	-19.51%	41	14	0			P,S,T,M,VP SC	0		\$404.85	
Exc Award (06/30/2024)																		
38260	GAINSBOROUGH & DIST L C	04/28/1980	Active	15	0	0	0	0.00%	15		5		3	P,S,T,M,VP SC	24+		\$69.79	
34616	GLEN BAIN	11/29/1977	Active	9	4	1	3	50.00%	6	0	3		12	P,S,T,M,VP SC	2			
3272	GLENAVON	03/30/1966	Active	12	0	0	0	0.00%	12		14			P,S,T,M,VP SC	6			
3350	GRAVELBOURG	05/19/1947	Active	9	0	3	-3	-25.00%	12	3	0		11	P,S,T,M,VP SC	24+			
107963	GRENFELL AND DISTRICT	04/02/2010	Active	16	1	3	-2	-11.11%	18	4	1			P,S,T,M,VP SC	24+			
3351	HARRIS	03/13/1968	Active	25	0	0	0	0.00%	25		13			P,S,T,M,VP SC	12			
31731	HAZLET	02/16/1976	Active	31	2	3	-1	-3.13%	32	6	2		8	P,S,T,M,VP SC	0			
37775	INDIAN HEAD & DISTRICT	12/10/1979	Active	12	0	1	-1	-7.69%	13	5	5		2	P,S,T,M,VP SC	24+			
95603	KATEPWA & DISTRICT	02/27/2006	Active	33	1	0	1	3.13%	32		0			P,S,T,M,VP SC	0		\$936.93	
3355	KINCAID	11/10/1958	Active	4	0	2	-2	-33.33%	6	24	0		12	P,S,T,M,VP SC	24+			
3276	KIPLING DISTRICT	10/25/1963	Active	23	0	0	0	0.00%	23		16		4	P,S,T,M,VP SC	6			
3356	LAFLECHE DISTRICT L C	04/25/1966	Active	14	0	0	0	0.00%	14		2		4	P,S,T,M,VP SC	24+			
3277	LAMPMAN DISTRICT	04/07/1963	Active	19	3	0	3	18.75%	16		5			P,S,T,M,VP SC	5		\$80.26	
3357	LEADER	12/07/1959	Active	22	4	1	3	15.79%	19	10	2			P,S,T,M,VP SC	0		\$50.00	
56922	LEADER RIVER HILLS	05/03/1995	Active	14	2	1	1	7.69%	13	4	1			P,S,T,M,VP SC	9			
3279	LEMBERG DISTRICT L C	03/14/1967	Active	14	1	2	-1	-6.67%	15	19	0			P,S,T,M,VP SC	0			
3358	LOREBURN DISTRICT	04/20/1959	Active	12	0	0	0	0.00%	12		12		4	P,S,T,M,VP SC	6			
3281	LUMSDEN DIST	03/11/1961	Active	29	7	10	-3	-9.38%	32	14	0		4	P,S,T,M,VP SC	0			
3359	MANKOTA DISTRICT	10/23/1963	Active	12	0	5	-5	-29.41%	17	4	0		None	P,S,T,M,VP SC	24+			
36549	MANTARIO	02/26/1979	Active	12	0	0	0	0.00%	12		6			P,S,T,M,VP SC	5			
3282	MARYFIELD DISTRICT L C	04/01/1968	Active	22	15	7	8	57.14%	14	11	0		3	P,S,T,M,VP SC	0		\$1,052.94	



Club Health Assessment for District 5 SKS through June 2025

			Status	Membership							Reports					Finance		LCIF
Club Number	Club Name	Charter Date		Current Member Count	YTD Members Added	YTD Members Dropped	YTD Net Growth	YTD Net Growth%	Member Count 12 Months Ago	Avg. length of service for dropped members	Months Since Last MMR ***	Yrs. Since Last Officer Report	President Rotation	Vice President Reported ****	Months Since Last Activity Report ***	Account Balance	Donations for current Fiscal Year	
			Number of times on status quo within last two years	If below 15 members appears					If net loss is greater than 20% appears			If no report in 3 months appears in	When more than one year appears in	Number of repeat terms	Notes the officers that do not have an active	If no report at 12 months appears in red		
Exc Award (06/30/2021)																		
3284	MONTMARTRE DIST	02/12/1964	Active	14	3	1	2	16.67%	12	34	3				P,S,T,M,VP SC	4		
36864	MOOSE JAW EARLY BIRD	04/09/1979	Active	8	3	0	3	60.00%	5		3		2		P,S,T,M,VP SC	5		
108228	MOOSE MOUNTAIN	04/28/2010	Active	8	0	4	-4	-33.33%	12	9	0		None		P,S,T,M,VP SC	1		
3285	NEUDORF	05/03/1971	Active	9	1	1	0	0.00%	9	1	0				P,S,T,M,VP SC	0		
3286	OXBOW DISTRICT	04/14/1959	Active	22	1	4	-3	-12.00%	25	43	2				P,S,T,M,VP SC	2		\$1,000.00
31732	PIAPOT	02/16/1976	Active	29	4	4	0	0.00%	29	20	3				P,S,T,M,VP SC	1		
45654	PILOT BUTTE & DIST L C	01/27/1986	Active	15	2	0	2	15.38%	13		3		3		P,S,T,M,VP SC	1		
31916	QU'APPELLE DISTRICT L C	03/26/1976	Active(1)	11	3	1	2	22.22%	9	49	1		None		P,S,T,M,VP SC	2		
109574	REDVERS AND DISTRICT	11/08/2010	Active	14	0	0	0	0.00%	14		15		3		P,S,T,M,VP SC	2		
3290	REGINA 35	10/01/1967	Active	18	0	8	-8	-30.77%	26	21	0		None		P,S,T,M,VP SC	8		
36681	REGINA BEACH	03/21/1979	Active	40	7	3	4	11.11%	36	15	0		2		P,S,T,M,VP SC	0		\$216.25
Exc Award (06/30/2024)																		
3287	REGINA CENTRAL	01/28/1929	Active	5	0	0	0	0.00%	5		10		6		P,S,T,M,VP SC	18	90+ Days	
3288	REGINA LAKESIDE	03/05/1956	Active	32	1	2	-1	-3.03%	33	22	0				P,S,T,M,VP SC	0		\$7,117.62
43712	RICHMOUND	04/30/1984	Active	17	5	3	2	13.33%	15	5	0				P,S,T,M,VP SC	0		
3362	RIVERHURST	11/28/1967	Active	13	0	3	-3	-18.75%	16	6	1		2		P,S,T,M,VP SC	24+		
3363	ROSETOWN	03/03/1946	Active	15	1	3	-2	-11.76%	17	19	2				P,S,T,M,VP SC	3		\$138.86
3365	SOVEREIGN	11/15/1967	Active	22	2	5	-3	-12.00%	25	18	5		5		P,S,T,M,VP SC	4	90+ Days	
3296	STOUGHTON	03/28/1967	Active	14	0	1	-1	-6.67%	15	19	2		3		P,S,T,M,VP SC	6		
3366	SWIFT CURRENT	12/12/1946	Active	19	0	2	-2	-9.52%	21	37	0		8		P,S,T,M,VP SC	19		
34617	TUGASKE	11/09/1977	Active	12	0	0	0	0.00%	12		5				P,S,T,M,VP SC	3		
43208	VAL MARIE	12/14/1983	Active	19	0	0	0	0.00%	19		31		11		P,S,T,M,VP SC	24+		
3297	WAWOTA DISTRICT L C	04/05/1965	Active	33	1	0	1	3.13%	32		3				P,S,T,M,VP SC	2		\$1,046.89
28007	WINDTHORST DISTRICT	02/13/1974	Active	20	0	0	0	0.00%	20		1		8		P,S,T,M,VP SC	4		



Club Health Assessment for District 5 SKS through June 2025

				Status						Membership						Reports				Finance		LCIF
Club Number	Club Name	Charter Date			Current Member Count	YTD Members Added	YTD Members Dropped	YTD Net Growth	YTD Net Growth%	Member Count 12 Months Ago	Avg. length of service for dropped members	Months Since Last MMR ***	Yrs. Since Last Officer Report	President Rotation	Vice President Reported ****	Months Since Last Activity Report ***	Account Balance	Donations for current Fiscal Year				
				Number of times on status quo within last two years	If below 15 members appears				If net loss is greater than 20% appears			If no report in 3 months appears in	When more than one year appears in	Number of repeat terms	Notes the officers that do not have an active	If no report at 12 months appears in red						
3369	WISETON	12/11/1968		Active	16	0	0	0	0.00%	16		26			P,S,T,M,VP SC	19						
3298	WOLSELEY	03/14/1952		Active	20	0	0	0	0.00%	20		2		2	P,S,T,M,VP SC	2						
Current Total Clubs Count	YTD New Clubs Count	YTD Cancelled Clubs Count	YTD Net Club Gain	Current Total Members Count	YTD Add	YTD Drop	YTD Net Growth	YTD Net Growth %	Member Count 12 Months Ago	Average Member Count Per Club	% of Clubs with less than 20 members	% No MMR in 3 Months	% No Officer Report in 12 Months	% of Clubs with balance 90+ days	Number of Clubs in Status Quo	% Status Quo Clubs in Financial Suspension	Number of Cancelled Clubs	Average Cancelled Club Age	Members Lost Due to Cancellation	% of Clubs Cancelled for Non-Financial Reasons		
71	0	0	0	1,340	135	150	-15	-1.11%	1,355	19	63%	35%	0%	3%	0	0%	0	0	0	0%		

* - P - Priority Club. Cancellation Reasons: 1-Objectives/conduct, 2-Non-active club, 5-Non-existing club, 6-Disbanding, 7-Merger, 8-Financial Suspension, 9-District/Multiple District Dues.


** - Abbreviation: P-President, S-Secretary, T-Treasurer, M-Member Chairperson, VP-First Vice President, MC-Communications Chairperson, SC-Service Chairperson

*** - Abbreviation: N/R - Never reported using the Lions Clubs website, N/A - Not applicable, No password registered for the Lions Clubs website.

**** - Abbreviation: N - New, IP - Immediate Past, R - Repeat.



Club Health Assessment for District C 1 through June 2025

			Status	Membership							Reports					Finance	LCIF	
Club Number	Club Name	Charter Date		Current Member Count	YTD Members Added	YTD Members Dropped	YTD Net Growth	YTD Net Growth%	Member Count 12 Months Ago	Avg. length of service for dropped members	Months Since Last MMR ***	Yrs. Since Last Officer Report	President Rotation	Vice President Reported ****	Months Since Last Activity Report ***	Account Balance	Donations for current Fiscal Year	
			Number of times on status quo within last two years	If below 15 members appears			If net loss is greater than 20% appears			If no report in 3 months appears in			When more than one year appears in	Number of repeat terms	Notes the officers that do not have an active	If no report at 12 months appears in red		
Clubs more than two years old																		
29771	ALBERTA BEACH & DISTRICT	08/30/1974	Active	27	4	3	1	3.85%	26	10	0		4	P,S,T,M,VP SC	2		\$722.60	
13177	ALIX	04/01/1971	Active	9	0	1	-1	-10.00%	10	2	9		4	P,S,T,M,VP SC	0			
13179	ANDREW	12/04/1946	Active	17	2	1	1	6.25%	16	1	2		7	P,S,T,M,VP SC	24+			
12988	ATHABASCA	06/02/1966	Active	19	1	2	-1	-5.00%	20	18	0			P,S,T,M,VP SC	9		\$315.55	
39039	BAWLF & DISTRICT L C	11/11/1980	Active(1)	17	0	3	-3	-15.00%	20	27	5		7	P,S,T,M,VP SC	2			
31926	BEAUMONT & DISTRICT L C	03/22/1976	Active	15	3	4	-1	-6.25%	16	26	3		2	P,S,T,M,VP SC	4	90+ Days		
41479	BLACKFOOT & DISTRICT L C	06/04/1982	Active(1)	10	0	0	0	0.00%	10		9		2	P,S,T,M,VP SC	N/R			
142210	Blindman Valley	08/06/2020	Active	21	1	6	-5	-19.23%	26	11	0			P,S,T,M,VP SC	4			
Exc Award (06/30/2021)																		
13184	BONNYVILLE	09/09/1970	Active	4	0	3	-3	-42.86%	7	19	0			P,S,T,M,VP SC	N/R			
13185	BOYLE	04/17/1968	Active	13	8	3	5	62.50%	8	20	0			P,S,T,M,VP SC	0			
13186	BRUDERHEIM	06/30/1972	Active	12	2	3	-1	-7.69%	13	10	2		3	P,S,T,M,VP SC	7		\$2,023.08	
39271	BUSBY & DISTRICT L C	01/20/1981	Active	14	1	3	-2	-12.50%	17	17	1			P,S,T,M,VP SC	0			
105444	CAMROSE SWANS AND ROSES	05/26/2009	Active	19	1	1	0	0.00%	19	1	2		2	P,S,T,M,VP SC	0			
13190	CHIPMAN	06/11/1953	Active	24	1	0	1	4.35%	23		0		6	P,S,T,M,VP SC	17		\$208.28	
Exc Award (06/30/2023)																		
33213	CLIVE	01/21/1977	Active	9	2	3	-1	-10.00%	10	9	0		None	P,S,T,M,VP SC	0			
13192	CONSORT	05/05/1972	Active	19	1	1	0	0.00%	19	53	3		5	P,S,T,M,VP SC	3	90+ Days	\$556.21	
12994	DEVON	09/29/1949	Active	55	9	9	0	0.00%	55	16	0			P,S,T,M,VP SC	2		\$1,077.10	
12995	DRAYTON VALLEY	11/05/1957	Active	16	2	0	2	14.29%	14		2			P,S,T,M,VP SC	0		\$724.29	
13197	ECKVILLE	04/25/1946	Active	17	0	0	0	0.00%	17		12		3	P,S,T,M,VP SC	22			
53588	EDMONTON AUTISM	08/19/1992	Active	15	8	2	6	66.67%	9	3	1		4	P,S,T,M,VP SC	3			
37799	EDMONTON CHINESE	12/17/1979	Active	31	5	2	3	10.71%	28	7	7		3	P,S,T,M,VP SC	12		\$1,640.87	
12996	EDMONTON HOST	06/14/1929	Active	53	4	8	-4	-7.02%	57	9	0			P,S,T,M,VP SC	3		\$10,416.60	



Club Health Assessment for District C 1 through June 2025

			Status	Membership							Reports					Finance	LCIF
Club Number	Club Name	Charter Date		Current Member Count	YTD Members Added	YTD Members Dropped	YTD Net Growth	YTD Net Growth%	Member Count 12 Months Ago	Avg. length of service for dropped members	Months Since Last MMR ***	Yrs. Since Last Officer Report	President Rotation	Vice President Reported ****	Months Since Last Activity Report ***	Account Balance	Donations for current Fiscal Year
			Number of times on status quo within last two years	If below 15 members appears					If net loss is greater than 20% appears		If no report in 3 months appears in	When more than one year appears in	Number of repeat terms	Notes the officers that do not have an active	If no report at 12 months appears in red		
124891	Edmonton Inner City	05/21/2015	Active	11	0	0	0	0.00%	11		25		4	P,S,T,M,VP SC	24+		
78657	EDMONTON KOREAN	04/02/2004	Active	21	4	8	-4	-16.00%	25	3	1		None	P,S,T,M,VP SC	24+		
33320	EDMONTON MILLWOODS	02/14/1977	Active	9	4	5	-1	-10.00%	10	21	7			P,S,T,M,VP SC	1		\$3,614.27
Exc Award (06/30/2023)																	
54593	EDMONTON MILLWOODS BREAKFAST	06/14/1993	Active	15	0	3	-3	-16.67%	18	8	4		7	P,S,T,M,VP SC	24+		
12999	EDMONTON NORTHGATE	03/30/1966	Active(1)	22	0	2	-2	-8.33%	24	17	3			P,S,T,M,VP SC	24+		\$72.26
13000	EDMONTON SOUTH EDMONTON	05/07/1954	Active	13	0	0	0	0.00%	13		10		None	P,S,T,M,VP SC	24+		
13001	EDMONTON SOUTHGATE	03/21/1966	Active	16	3	0	3	23.08%	13		4		3	P,S,T,M,VP SC	20		
48156	EDMONTON THE CITY OF CHAMPIONS	02/15/1988	Active	17	0	0	0	0.00%	17		8			P,S,T,M,VP SC	24+		
13003	EDSON	11/14/1957	Active	12	6	1	5	71.43%	7	0	1			P,S,T,M,VP SC	0		
13198	ELK POINT & DISTRICT L C	11/12/1970	Active	28	5	0	5	21.74%	23		1			P,S,T,M,VP SC	24+		
13005	FAIRVIEW DISTRICT	11/10/1971	Active	14	0	0	0	0.00%	14		8		2	P,S,T,M,VP SC	2		
13199	FORESTBURG	02/16/1961	Active	11	1	0	1	10.00%	10		3		2	P,S,T,M,VP SC	24+		
13201	FORT SASKATCHEWAN	11/26/1948	Active	32	2	4	-2	-5.88%	34	21	0		2	P,S,T,M,VP SC	2		
56810	FOX CREEK	04/20/1995	Active(1)	8	0	0	0	0.00%	8		16		3	P,S,T,M,VP SC	24+		
36706	FT MCMURRAY TARSANDS	03/08/1979	Active	13	0	0	0	0.00%	13		4		2	P,S,T,M,VP SC	4		
30468	GALAHAD	03/31/1975	Active	18	0	0	0	0.00%	18		8			P,S,T,M,VP SC	2		\$36.13
13202	GRAND CENTRE	09/18/1970	Active	24	3	3	0	0.00%	24	13	0		None	P,S,T,M,VP SC	0		
13010	GRANDE PRAIRIE	05/09/1957	Active	18	6	3	3	20.00%	15	1	0			P,S,T,M,VP SC	0		\$35.86
13045	HUDSON HOPE	04/27/1967	Active	11	0	0	0	0.00%	11		16		2	P,S,T,M,VP SC	3		
13205	HUGHENDEN	03/27/1946	Active	31	1	2	-1	-3.13%	32	11	6		10	P,S,T,M,VP SC	24+		
13017	JASPER	03/12/1970	Active(1)	12	0	2	-2	-14.29%	14	9	7		10	P,S,T,M,VP SC	2		
13208	KILLAM	03/08/1967	Active	25	0	3	-3	-10.71%	28	8	1		2	P,S,T,M,VP SC	24+		
30126	Kirriemuir Altario & Compeer (K.A.C.) LIONS CLUB	01/20/1975	Active	15	0	0	0	0.00%	15		24		3	P,S,T,M,VP SC	N/R		




Club Health Assessment for District C 1 through June 2025

			Status	Membership							Reports					Finance		LCIF
Club Number	Club Name	Charter Date		Current Member Count	YTD Members Added	YTD Members Dropped	YTD Net Growth	YTD Net Growth%	Member Count 12 Months Ago	Avg. length of service for dropped members	Months Since Last MMR ***	Yrs. Since Last Officer Report	President Rotation	Vice President Reported ****	Months Since Last Activity Report ***	Account Balance	Donations for current Fiscal Year	
			Number of times on status quo within last two years	If below 15 members appears				If net loss is greater than 20% appears			If no report in 3 months appears in	When more than one year appears in	Number of repeat terms	Notes the officers that do not have appears in an active	If no report at 12 months red			
117089	LAC LA BICHE	06/04/2012	Active(2)	5	5	0	5	100.00%	0		9			P,S,T,M,VP SC	N/R			
13211	LAMONT	01/30/1957	Active	16	0	0	0	0.00%	16		6			P,S,T,M,VP SC	1			
	Exc Award (06/30/2023)																	
13018	LEDUC	04/11/1946	Active	66	9	4	5	8.20%	61	17	2			P,S,T,M,VP SC	0			
36973	LEDUC BREAKFAST	04/27/1979	Active	4	0	2	-2	-33.33%	6	13	3		16	P,S,T,M,VP SC	N/R			
32901	LEGAL	10/29/1976	Active	8	3	3	0	0.00%	8	4	0			P,S,T,M,VP SC	1			
	Exc Award (06/30/2021)																	
29116	MILLET & DISTRICT	04/03/1974	Active	54	4	3	1	1.89%	53	1	0		None	P,S,T,M,VP SC	1		\$99.49	
13022	MORINVILLE	04/22/1949	Active	26	8	1	7	36.84%	19	25	0		6	P,S,T,M,VP SC	0			
13004	PEMBINA VALLEY AND DISTRICT	02/21/1973	Active	9	0	2	-2	-18.18%	11	32	0		5	P,S,T,M,VP SC	1			
13027	PIGEON LAKE L C	06/08/1972	Active	14	1	0	1	7.69%	13		6		3	P,S,T,M,VP SC	24+			
13213	PONOKA	11/14/1948	Active	17	7	2	5	41.67%	12	7	1		3	P,S,T,M,VP SC	0	90+ Days		
13215	RADWAY	04/19/1949	Active	18	4	0	4	28.57%	14		5		2	P,S,T,M,VP SC	0			
13216	RED DEER CENTRAL	09/01/1938	Active	29	3	3	0	0.00%	29	24	0		2	P,S,T,M,VP SC	1		\$100.00	
13218	REDWATER	11/20/1950	Active	16	2	1	1	6.67%	15	30	6		2	P,S,T,M,VP SC	5			
	Exc Award (06/30/2023)																	
13219	RIMBEY	05/03/1946	Active	45	8	6	2	4.65%	43	24	0		2	P,S,T,M,VP SC	24+			
13220	ROCKY MOUNTAIN HOUSE	11/30/1967	Active(1)	17	5	2	3	21.43%	14	3	0			P,S,T,M,VP SC	4	90+ Days		
31554	RYCROFT and DISTRICT L C	01/26/1976	Active	9	0	1	-1	-10.00%	10	27	2		2	P,S,T,M,VP SC	2			
13221	RYLEY	08/08/1962	Active	11	0	0	0	0.00%	11		12		11	P,S,T,M,VP SC	1			
55561	SEDGEWICK	04/19/1994	Active	17	3	0	3	21.43%	14		1			P,S,T,M,VP SC	24+			
13224	SMOKY LAKE	10/30/1947	Active(1)	16	0	6	-6	-27.27%	22	10	1			P,S,T,M,VP SC	3		\$13.96	
	Exc Award (06/30/2023)																	
13034	SPRUCE GROVE & DIST	03/04/1968	Active(2)	11	3	0	3	37.50%	8		3			P,S,T,M,VP SC	1			
36319	SPRUCE VIEW & DISTRICT L C	12/15/1978	Active	20	5	2	3	17.65%	17	28	3			P,S,T,M,VP SC	0		\$208.28	
13030	ST ALBERT BREAKFAST	07/22/1969	Active	11	0	0	0	0.00%	11		12			P,S,T,M,VP SC	1		\$999.77	




Club Health Assessment for District C 1 through June 2025

			Status	Membership							Reports					Finance	LCIF
Club Number	Club Name	Charter Date		Current Member Count	YTD Members Added	YTD Members Dropped	YTD Net Growth	YTD Net Growth%	Member Count 12 Months Ago	Avg. length of service for dropped members	Months Since Last MMR ***	Yrs. Since Last Officer Report	President Rotation	Vice President Reported ****	Months Since Last Activity Report ***	Account Balance	Donations for current Fiscal Year
			Number of times on status quo within last two years	If below 15 members appears				If net loss is greater than 20% appears			If no report in 3 months appears in	When more than one year appears in	Number of repeat terms	Notes the officers that do not have an active	If no report at 12 months red		
13029	ST ALBERT HOST	11/25/1951	Active	28	0	1	-1	-3.45%	29	29	3		2	P,S,T,M,VP SC	1		\$1,585.35
	Exc Award (06/30/2023, 06/30/2024)																
13223	ST PAUL	05/11/1970	Active	13	0	4	-4	-23.53%	17	27	2		None	P,S,T,M,VP SC	24+		
13035	STONY PLAIN	09/06/1957	Active	27	2	2	0	0.00%	27	12	0		2	P,S,T,M,VP SC	1		\$3,597.22
	Exc Award (06/30/2017)																
13227	SYLVAN LAKE & DIST	07/01/1954	Active	35	7	5	2	6.06%	33	7	0		2	P,S,T,M,VP SC	0		\$69.43
	Exc Award (06/30/2016)																
13228	THORHILD	04/24/1950	Active	9	1	1	0	0.00%	9	45	2		8	P,S,T,M,VP SC	1		
	Exc Award (06/30/2023)																
116631	THORSBY & DISTRICT	04/23/2012	Active	17	4	5	-1	-5.56%	18	5	1		3	P,S,T,M,VP SC	24+		
13229	TOFIELD	11/22/1954	Active	11	0	0	0	0.00%	11		14		3	P,S,T,M,VP SC	N/R		
43732	TUMBLER RIDGE	04/13/1984	Active	34	3	1	2	6.25%	32	18	2		2	P,S,T,M,VP SC	4		
13230	TWO HILLS	04/18/1961	Active	20	3	2	1	5.26%	19	1	1		None	P,S,T,M,VP SC	2		
13231	VEGREVILLE	10/14/1947	Active	7	0	0	0	0.00%	7		1		2	P,S,T,M,VP SC	4		
33173	VERMILION	12/31/1976	Active	19	1	2	-1	-5.00%	20	23	2			P,S,T,M,VP SC	24+		
13233	VIKING	04/04/1968	Active	25	0	6	-6	-19.35%	31	25	0			P,S,T,M,VP SC	24+		
36705	VIMY & DIST LC	03/07/1979	Active	14	0	4	-4	-22.22%	18	9	2		2	P,S,T,M,VP SC	1		
	Exc Award (06/30/2024)																
13039	WABAMUN & DISTRICT L C	02/05/1971	Active	7	0	3	-3	-30.00%	10	8	0		15	P,S,T,M,VP SC	0		\$1,000.00
61035	WABASCA-DESMARAIS	07/23/1998	Active	14	0	0	0	0.00%	14		24		3	P,S,T,M,VP SC	24+		
13236	WASKATENAU	10/20/1970	Active	8	0	0	0	0.00%	8		1		14	P,S,T,M,VP SC	24+		
13237	WETASKIWIN	01/09/1958	Active	26	3	0	3	13.04%	23		5		3	P,S,T,M,VP SC	24+	90+ Days	\$694.28
13041	WHITECOURT	06/04/1957	Active	8	0	3	-3	-27.27%	11	23	0			P,S,T,M,VP SC	N/R		
13238	WINFIELD	05/20/1964	Active	15	3	1	2	15.38%	13	7	2			P,S,T,M,VP SC	1		
13047	YELLOWKNIFE	11/26/1964	Active	5	0	0	0	0.00%	5		54		15	P,S,T,M,VP SC	24+		



Club Health Assessment for District C 1 through June 2025

			Status	Membership							Reports					Finance	LCIF
Club Number	Club Name	Charter Date		Current Member Count	YTD Members Added	YTD Members Dropped	YTD Net Growth	YTD Net Growth%	Member Count 12 Months Ago	Avg. length of service for dropped members	Months Since Last MMR ***	Yrs. Since Last Officer Report	President Rotation	Vice President Reported ****	Months Since Last Activity Report ***	Account Balance	Donations for current Fiscal Year
			Number of times on status quo within last two years	If below 15 members appears			If net loss is greater than 20% appears				If no report in 3 months appears in	When more than one year appears in	Number of repeat terms	Notes the officers that do not have an active	If no report at 12 months appears in		

Clubs Cancelled Previous Fiscal Year – Clubs Cancelled within last 12 months may be reinstated

Club Number	Club Name	Charter Date	Current Status*	Cancellation Date
12997	EDMONTON JOLLY FELLOWS	02/11/1969	Cancelled(8*)	06/29/2024
31929	LOUGHEED & DISTRICT L C	03/23/1976	Cancelled(8*)	12/29/2023

Current Total Clubs Count	YTD New Clubs Count	YTD Cancelled Clubs Count	YTD Net Club Gain	Current Total Members Count	YTD Add	YTD Drop	YTD Net Growth	YTD Net Growth %	Member Count 12 Months Ago	Average Member Count Per Club	% of Clubs with less than 20 members	% No MMR in 3 Months	% No Officer Report in 12 Months	% of Clubs with balance 90+ days	Number of Clubs in Status Quo	% Status Quo Clubs in Financial Suspension	Number of Cancelled Clubs	Average Cancelled Club Age	Members Lost Due to Cancellation	% of Clubs Cancelled for Non-Financial Reasons
87	0	0	0	1,613	187	172	15	0.94%	1,599	19	70%	44%	0%	6%	0	0%	0	0	0	0%

* - P - Priority Club. Cancellation Reasons: 1-Objectives/conduct, 2-Non-active club, 5-Non-existing club, 6-Disbanding, 7-Merger, 8-Financial Suspension, 9-District/Multiple District Dues.

** - Abbreviation: P-President, S-Secretary, T-Treasurer, M-Member Chairperson, VP-First Vice President, MC-Communications Chairperson, SC-Service Chairperson

*** - Abbreviation: N/R - Never reported using the Lions Clubs website, N/A - Not applicable, No password registered for the Lions Clubs website.

**** - Abbreviation: N - New, IP - Immediate Past, R - Repeat.



Club Health Assessment for District C 2 through June 2025

			Status	Membership							Reports					Finance	LCIF
Club Number	Club Name	Charter Date		Current Member Count	YTD Members Added	YTD Members Dropped	YTD Net Growth	YTD Net Growth%	Member Count 12 Months Ago	Avg. length of service for dropped members	Months Since Last MMR ***	Yrs. Since Last Officer Report	President Rotation	Vice President Reported ****	Months Since Last Activity Report ***	Account Balance	Donations for current Fiscal Year
			Number of times on status quo within last two years	If below 15 members appears			If net loss is greater than 20% appears				If no report in 3 months appears in	When more than one year appears in	Number of repeat terms	Notes the officers that do not have appears in an active	If no report at 12 months red		
Clubs less than two years old																	
156609	Calgary Connect	01/12/2024	Active	48	13	11	2	4.35%	46	1	0		2	P,S,T,M,VP SC	1		\$62.82
181816	Calgary Heart	05/28/2025	Newly Chartered	22	22	0	22	100.00%	0		1			P,S,T,M,VP SC	N/R		
182218	Calgary Hongkongers	06/05/2025	Newly Chartered	20	20	0	20	100.00%	0		0			P,S,T,M,VP SC	N/R		
181522	Calgary Khalsa	04/09/2025	Newly Chartered	21	21	0	21	100.00%	0		2			P,S,T,M,VP SC	N/R		
171418	Cowboy Trail	05/15/2024	Active	30	6	1	5	20.00%	25	0	0		2	P,S,T,M,VP SC	0		\$786.64
Clubs more than two years old																	
13131	AIRDRIE	02/25/1965	Active	11	1	2	-1	-8.33%	12	59	0			P,S,T,M,VP SC	0		
13132	ARROWWOOD	05/24/1955	Active	20	2	5	-3	-13.04%	23	26	3			P,S,T,M,VP SC	4		
13134	BEARSPAW	07/23/1953	Active	24	5	8	-3	-11.11%	27	16	0			P,S,T,M,VP SC	0		
13135	BEISEKER	05/15/1945	Active	23	2	3	-1	-4.17%	24	28	0		2	P,S,T,M,VP SC	3		
13136	BLACKIE	04/07/1966	Active	29	0	9	-9	-23.68%	38	29	2		2	P,S,T,M,VP SC	5		
13119	BLAIRMORE	10/20/1944	Active	49	11	4	7	16.67%	42	3	1		2	P,S,T,M,VP SC	1		\$346.92
13072	BOW ISLAND	09/11/1953	Active	9	0	0	0	0.00%	9		5		14	P,S,T,M,VP SC	24+		
13137	BOWDEN	03/09/1973	Active	6	0	0	0	0.00%	6		14		6	P,S,T,M,VP SC	8		
13138	BOWNESS	09/24/1948	Active	13	4	12	-8	-38.10%	21	21	0			P,S,T,M,VP SC	0		\$148.32
13139	CALGARY	01/30/1929	Active	18	1	10	-9	-33.33%	27	10	0		2	P,S,T,M,VP SC	24+		
36206	CALGARY CHINATOWN	11/02/1978	Active	37	2	0	2	5.71%	35		10			P,S,T,M,VP SC	22		
13157	CALGARY EASTPORT	05/10/1956	Active	17	8	4	4	30.77%	13	8	2		2	P,S,T,M,VP SC	0		\$314.68
45099	CALGARY FILIPINO	06/27/1985	Active	43	3	9	-6	-12.24%	49	9	0			P,S,T,M,VP SC	0		\$2,167.81
Exc Award (06/30/2018, 06/30/2024)																	
33321	CALGARY HERITAGE	02/23/1977	Active	16	2	1	1	6.67%	15	49	0			P,S,T,M,VP SC	0		\$2,097.01
78751	CALGARY KOREAN	04/09/2004	Active(1)	24	8	0	8	50.00%	16		5			P,S,T,M,VP SC	10		(\$268.16)
13143	CALGARY NORTH HILL	06/19/1953	Active	48	6	5	1	2.13%	47	11	1			P,S,T,M,VP SC	0		\$4,345.54




Club Health Assessment for District C 2 through June 2025

			Status	Membership							Reports					Finance		LCIF
Club Number	Club Name	Charter Date		Current Member Count	YTD Members Added	YTD Members Dropped	YTD Net Growth	YTD Net Growth%	Member Count 12 Months Ago	Avg. length of service for dropped members	Months Since Last MMR ***	Yrs. Since Last Officer Report	President Rotation	Vice President Reported ****	Months Since Last Activity Report ***	Account Balance	Donations for current Fiscal Year	
			Number of times on status quo within last two years	If below 15 members appears				If net loss is greater than 20% appears			If no report in 3 months appears in	When more than one year appears in	Number of repeat terms	Notes the officers that do not have an active	If no report at 12 months appears in red			
13142	CALGARY NORTHEAST EYEOPENER	09/15/1969	Active	25	1	6	-5	-16.67%	30	9	2			P,S,T,M,VP SC	8		\$2,440.47	
42065	CALGARY PROPERTIES	12/02/1982	Active	6	0	0	0	0.00%	6		13			P,S,T,M,VP SC	1		\$187.96	
Exc Award (06/30/2018)																		
130578	Calgary Sarcee	05/10/2017	Active(1)	3	0	0	0	0.00%	3		25	1	None	P,S,T,M,VP SC	24+			
104694	CALGARY SOUTH ASIAN	02/10/2009	Active	21	2	4	-2	-8.70%	23	2	1			P,S,T,M,VP SC	24+			
31803	CALGARY SOUTHRIDGE	03/02/1976	Active(1)	15	0	1	-1	-6.25%	16	30	0		3	P,S,T,M,VP SC	1		\$722.60	
123852	Calgary Westwind	01/14/2015	Active	55	22	8	14	34.15%	41	6	0			P,S,T,M,VP SC	2		\$12,114.78	
Exc Award (06/30/2024)																		
78735	CALGARY WILDROSE	04/16/2004	Active	38	11	4	7	22.58%	31	7	2			P,S,T,M,VP SC	1		\$2,168.56	
65194	CALGARY WOODCREEK	04/08/2002	Active	14	5	1	4	40.00%	10	11	2			P,S,T,M,VP SC	1			
13145	CANMORE	05/14/1970	Active	12	0	0	0	0.00%	12		14			P,S,T,M,VP SC	7		\$361.30	
13146	CARBON	01/19/1947	Active	15	0	0	0	0.00%	15		27		3	P,S,T,M,VP SC	24+			
13120	CARDSTON	11/08/1940	Active	13	1	4	-3	-18.75%	16	1	0		8	P,S,T,M,VP SC	7		\$345.88	
13148	CARMANGAY	10/21/1945	Active	18	3	0	3	20.00%	15		2			P,S,T,M,VP SC	4	90+ Days		
13147	CARSELAND	08/16/1955	Active(1)	27	1	3	-2	-6.90%	29	35	1		2	P,S,T,M,VP SC	20			
38045	CARSTAIRS & DISTRICT L C	02/29/1980	Active	3	0	0	0	0.00%	3		4		2	P,S,T,M,VP SC	6		\$100.00	
13149	CHAMPION	11/10/1946	Active	23	0	3	-3	-11.54%	26	37	1			P,S,T,M,VP SC	3			
13150	CHEADLE	02/25/1963	Active	42	6	10	-4	-8.70%	46	12	0			P,S,T,M,VP SC	1		\$697.93	
67619	CHESTERMERE	04/09/2003	Active	11	0	0	0	0.00%	11		13		2	P,S,T,M,VP SC	6			
13121	CLARESHOLM	01/10/1968	Active	26	3	4	-1	-3.70%	27	15	0			P,S,T,M,VP SC	0		\$1,260.01	
Exc Award (06/30/2018)																		
13151	CLUNY	04/22/1966	Active	32	2	1	1	3.23%	31	59	4			P,S,T,M,VP SC	N/R			
13152	COCHRANE	02/25/1964	Active	45	1	3	-2	-4.26%	47	10	3		4	P,S,T,M,VP SC	1			
13122	COLEMAN	09/23/1940	Active	22	0	3	-3	-12.00%	25	38	4			P,S,T,M,VP SC	24+			
13123	COWLEY	11/27/1963	Active	33	0	5	-5	-13.16%	38	9	2		3	P,S,T,M,VP SC	0			
Exc Award (06/30/2016)																		



Club Health Assessment for District C 2 through June 2025

			Status	Membership							Reports					Finance		LCIF
Club Number	Club Name	Charter Date		Current Member Count	YTD Members Added	YTD Members Dropped	YTD Net Growth	YTD Net Growth%	Member Count 12 Months Ago	Avg. length of service for dropped members	Months Since Last MMR ***	Yrs. Since Last Officer Report	President Rotation	Vice President Reported ****	Months Since Last Activity Report ***	Account Balance	Donations for current Fiscal Year	
			Number of times on status quo within last two years	If below 15 members appears				If net loss is greater than 20% appears			If no report in 3 months appears in	When more than one year appears in	Number of repeat terms	Notes the officers that do not have an active	If no report at 12 months appears in red			
13153	CREMONA	02/09/1970	Active	30	5	3	2	7.14%	28	32	2			P,S,T,M,VP SC	24+	90+ Days	\$222.24	
13154	DIDSBURY	12/14/1944	Active	28	2	4	-2	-6.67%	30	25	1		3	P,S,T,M,VP SC	0			
13155	DRUMHELLER	03/24/1959	Active	13	0	0	0	0.00%	13		19		7	P,S,T,M,VP SC	24+			
13156	FOOTHILLS L C	05/04/1966	Active	28	8	14	-6	-17.65%	34	14	0		2	P,S,T,M,VP SC	4			
13125	FT MACLEOD	04/03/1939	Active	24	9	1	8	50.00%	16	0	1			P,S,T,M,VP SC	0			
13158	GLEICHEN	04/27/1966	Active	28	1	0	1	3.70%	27		5			P,S,T,M,VP SC	24+			
31190	HIGHWOOD	09/15/1975	Active	13	4	3	1	8.33%	12	25	3			P,S,T,M,VP SC	6			
13160	HUSSAR	09/22/1955	Active	17	3	3	0	0.00%	17	10	1		None	P,S,T,M,VP SC	24+			
13206	INNISFAIL	11/03/1938	Active	11	3	1	2	22.22%	9	6	0		2	P,S,T,M,VP SC	1			
31553	IRRICANA	01/15/1976	Active	27	0	2	-2	-6.90%	29	4	4			P,S,T,M,VP SC	24+			
42538	IRVINE & DISTRICT L C	04/27/1983	Active	18	3	10	-7	-28.00%	25	2	0		12	P,S,T,M,VP SC	0			
13161	KEOMA	02/12/1951	Active(1)	20	0	2	-2	-9.09%	22	31	0		2	P,S,T,M,VP SC	24+	\$347.14		
13076	LETHBRIDGE	06/10/1931	Active	16	0	1	-1	-5.88%	17	16	0			P,S,T,M,VP SC	1			
46539	LETHBRIDGE WEST LETHBRIDGE Exc Award (06/30/2023, 06/30/2024)	09/15/1986	Active	31	1	1	0	0.00%	31	2	0		3	P,S,T,M,VP SC	0	\$5,400.45		
13162	LOMOND	04/12/1955	Active	13	2	0	2	18.18%	11		3		3	P,S,T,M,VP SC	5			
33085	MADDEN	12/06/1976	Active	23	1	2	-1	-4.17%	24	48	0		None	P,S,T,M,VP SC	4	\$361.30		
13127	MAGRATH	05/18/1938	Active	8	0	4	-4	-33.33%	12	8	9		2	P,S,T,M,VP SC	3			
13079	MEDICINE HAT	09/21/1950	Active	27	3	2	1	3.85%	26	28	1			P,S,T,M,VP SC	1	\$1,786.54		
104955	MEDICINE HAT COMMUNITY VIEW	03/11/2009	Active	22	7	3	4	22.22%	18	10	0		2	P,S,T,M,VP SC	1	\$1,081.92		
13163	MILO	02/10/1955	Active	27	0	0	0	0.00%	27		8		None	P,S,T,M,VP SC	4			
52541	MORRIN	02/21/1992	Active	14	0	1	-1	-6.67%	15	2	3		2	P,S,T,M,VP SC	2			
13164	MOSSLEIGH	03/29/1960	Active(1)	16	0	0	0	0.00%	16		15			P,S,T,M,VP SC	24+			
31525	NANTON DISTRICT	12/30/1975	Active	20	0	1	-1	-4.76%	21	49	5			P,S,T,M,VP SC	24+	\$14.39		
13165	OKOTOKS	03/31/1969	Active(1)	14	2	1	1	7.69%	13	32	6			P,S,T,M,VP SC	6			



Club Health Assessment for District C 2 through June 2025

			Status	Membership							Reports					Finance	LCIF
Club Number	Club Name	Charter Date		Current Member Count	YTD Members Added	YTD Members Dropped	YTD Net Growth	YTD Net Growth%	Member Count 12 Months Ago	Avg. length of service for dropped members	Months Since Last MMR ***	Yrs. Since Last Officer Report	President Rotation	Vice President Reported ****	Months Since Last Activity Report ***	Account Balance	Donations for current Fiscal Year
			Number of times on status quo within last two years	If below 15 members appears				If net loss is greater than 20% appears			If no report in 3 months appears in	When more than one year appears in	Number of repeat terms	Notes the officers that do not have an active	If no report at 12 months appears in red		
13166	OLDS Exc Award (06/30/2018)	01/29/1968	Active	36	2	3	-1	-2.70%	37	8	5			P,S,T,M,VP SC	1		\$1,079.17
13167	OYEN	03/09/1970	Active	19	1	0	1	5.56%	18		7		None	P,S,T,M,VP SC	0		
13080	PICTURE BUTTE & DISTRICT	10/31/1948	Active	9	1	0	1	12.50%	8		8		18	P,S,T,M,VP SC	1		
13128	PINCHER CREEK	11/06/1944	Active	15	7	0	7	87.50%	8		0		3	P,S,T,M,VP SC	3		(\$5.36)
53216	PINCHER-COWLEY ROARING Exc Award (06/30/2018)	06/03/1992	Active	24	1	1	0	0.00%	24	0	2		2	P,S,T,M,VP SC	0		
13129	RAYMOND	09/30/1940	Active	10	0	2	-2	-16.67%	12	20	2		7	P,S,T,M,VP SC	2		
13081	REDCLIFF	09/13/1965	Active	21	6	6	0	0.00%	21	13	0			P,S,T,M,VP SC	21		
13168	ROCKYFORD	03/26/1945	Active(1)	25	1	1	0	0.00%	25	34	1			P,S,T,M,VP SC	8		
13169	ROSEBUD	10/15/1953	Active	15	1	1	0	0.00%	15	3	4			P,S,T,M,VP SC	5		
41170	SPRINGBANK	04/19/1982	Cancelled(8*)	0	0	13	-13	-100.00%	13	27	6	1	None	P,S,T,M,VP SC	24+	90+ Days	
13170	STANDARD	04/04/1962	Active	42	2	1	1	2.44%	41	51	3			P,S,T,M,VP SC	24+		
13082	STIRLING	01/23/1948	Active	19	0	0	0	0.00%	19		10		11	P,S,T,M,VP SC	6		
13171	STRATHMORE	12/12/1938	Active	18	2	8	-6	-25.00%	24	12	3		2	P,S,T,M,VP SC	10		
13083	TABER	03/05/1935	Active	12	3	0	3	33.33%	9		2		2	P,S,T,M,VP SC	3		
13173	TORRINGTON	04/16/1962	Active	16	0	1	-1	-5.88%	17	11	11		6	P,S,T,M,VP SC	N/R		
13084	VAUXHALL	10/30/1956	Active	9	1	2	-1	-10.00%	10	43	2		8	P,S,T,M,VP SC	24+		
29365	VETERAN & DISTRICT	05/23/1974	Active	22	5	3	2	10.00%	20	0	0			P,S,T,M,VP SC	12		
13175	VULCAN	10/10/1944	Active	18	3	2	1	5.88%	17	23	0			P,S,T,M,VP SC	0		\$724.29
13085	WARNER	09/18/1944	Active(1)	16	8	2	6	60.00%	10	1	1		None	P,S,T,M,VP SC	2		

Clubs Cancelled Previous Fiscal Year – Clubs Cancelled within last 12 months may be reinstated

Club Number	Club Name	Charter Date	Current Status*	Cancellation Date
13073	BROOKS	03/11/1954	Cancelled(8*)	06/29/2024



Club Health Assessment for District C 2 through June 2025

					Membership										Reports				Finance		LCIF
Club Number	Club Name	Charter Date	Status	Current Member Count	YTD Members Added	YTD Members Dropped	YTD Net Growth	YTD Net Growth%	Member Count 12 Months Ago	Avg. length of service for dropped members	Months Since Last MMR ***	Yrs. Since Last Officer Report	President Rotation	Vice President Reported ****	Months Since Last Activity Report ***	Account Balance	Donations for current Fiscal Year				
			Number of times on status quo within last two years	If below 15 members appears				If net loss is greater than 20% appears			If no report in 3 months appears in	When more than one year appears in	Number of repeat terms	Notes the officers that do not have an active	If no report at 12 months appears in red						
31927	ENCHANT	03/15/1976	Cancelled(8*)						06/29/2024												
Current Total Clubs Count	YTD New Clubs Count	YTD Cancelled Clubs Count	YTD Net Club Gain	Current Total Members Count	YTD Add	YTD Drop	YTD Net Growth	YTD Net Growth %	Member Count 12 Months Ago	Average Member Count Per Club	% of Clubs with less than 20 members	% No MMR in 3 Months	% No Officer Report in 12 Months	% of Clubs with balance 90+ days	Number of Clubs in Status Quo	% Status Quo Clubs in Financial Suspension	Number of Cancelled Clubs	Average Cancelled Club Age	Members Lost Due to Cancellation	% of Clubs Cancelled for Non-Financial Reasons	
85	3	1	2	1,861	293	249	44	2.42%	1,817	22	47%	39%	1%	2%	0	0%	1	161	13	-200%	

* - P - Priority Club. Cancellation Reasons: 1-Objectives/conduct, 2-Non-active club, 5-Non-existing club, 6-Disbanding, 7-Merger, 8-Financial Suspension, 9-District/Multiple District Dues.

** - Abbreviation: P-President, S-Secretary, T-Treasurer, M-Member Chairperson, VP-First Vice President, MC-Communications Chairperson, SC-Service Chairperson

*** - Abbreviation: N/R - Never reported using the Lions Clubs website, N/A - Not applicable, No password registered for the Lions Clubs website.

**** - Abbreviation: N - New, IP - Immediate Past, R - Repeat.